



### District Report Card: 2017


<b>State:</b> Jammu And Kashmir	<b>District:</b> Kathua
<b>Class:</b> 5	<b>Subject:</b> Language
<b>Schools:</b> 60	<b>Students:</b> 460


### Participation/Coverage


#### Students

 GENDER	Boys		Girls	
	Number	%	Number	%
	243	52.83	217	47.17

 AREA	Rural		Urban	
	Number	%	Number	%
	439	95.43	21	4.57

 CATEGORY	SC		ST		OBC		GEN	
	Number	%	Number	%	Number	%	Number	%
	164	35.65	94	20.43	21	4.57	181	39.35

 CWSN	LD	VI	HI	S&LD	ID	Oth
	0	0	1	0	0	0

 Management	Government		Government-aided	
	Number	%	Number	%
	460	100.00	0	0.00

### Average Performance of Students in Language (%)

Overall	Gender		Area		Management		Social Group			
	Male	Female	Rural	Urban	Govt.	Aided	SC	ST	OBC	GEN
45.43	44.66	46.30	45.95	34.60	45.43	0.00	41.67	49.08	46.35	46.85

## Performance on Learning Outcomes (LOs)

Learning Outcomes	Description	Average Performance(%)
L504	Reads and comprehends independently storybooks, news items/ headlines, advertisements etc.	44.30
L508	Reads text with comprehension, locates details and sequence of events	46.00

Range of Performance of Students who Answered Correctly							
Below 30%		30% - 50%		50% - 75%		Above 75%	
Number	%	Number	%	Number	%	Number	%
119	25.87	153	33.26	155	33.70	33	7.17

## Lowest Performing Learning Outcomes (LOs)

- 1 - Reads and comprehends independently storybooks, news items/ headlines, advertisements etc. (44.30)
- 2 - Reads text with comprehension, locates details and sequence of events (46.00)